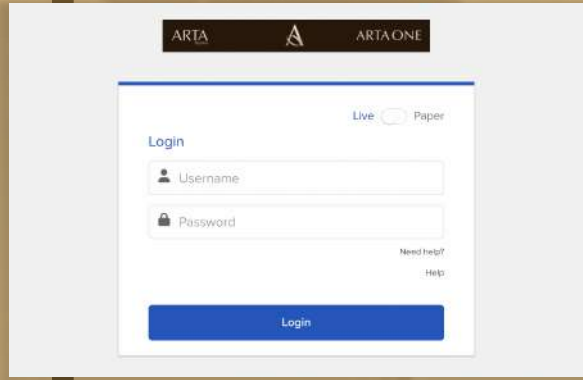


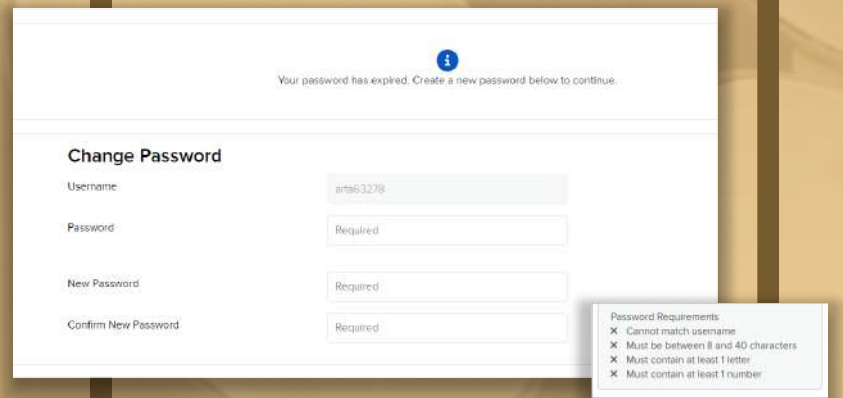
Please access the New Platform to set up your account by logging in and providing the required information as soon as possible. It will take at least 24 hours after completing these steps for your account on the platform to become active.

The New Platform will commence operations from 20 March 2023.

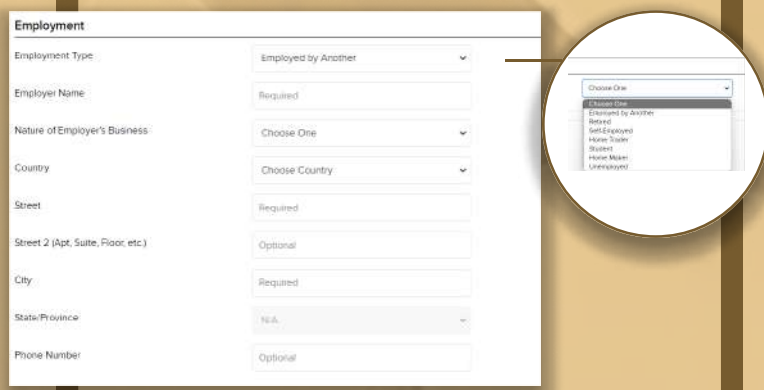
請您儘快登錄新平台並提供所需資料，激活您的新帳戶。
您在平台上的帳戶至少需要 24 小時才能啟動。新平台將於 2023 年 3 月 20 日開始運營。



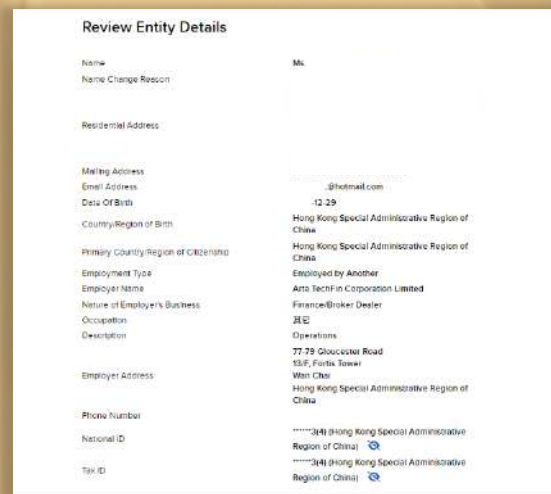
Step 1: Visit [ArtaOne](#) and log in with your username and one-time password
第一步：登錄 [ArtaOne](#) 並輸入您的用戶名和一次性密碼



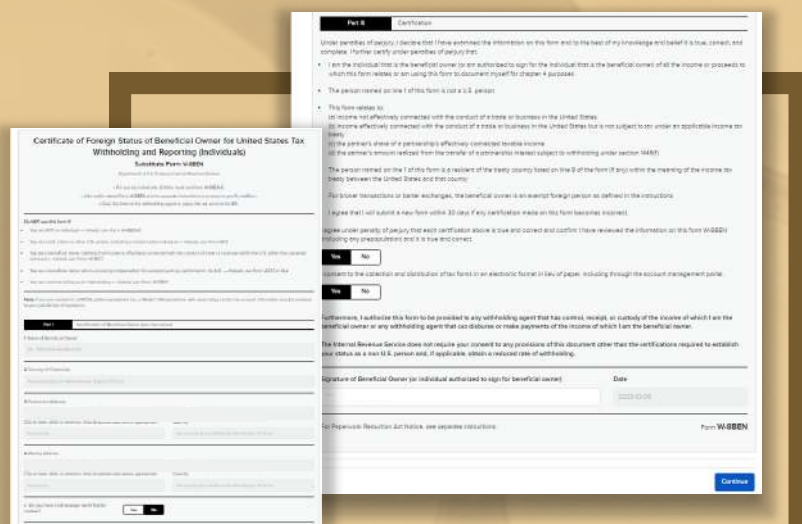
Step 2: Reset password
第二步：重置密碼



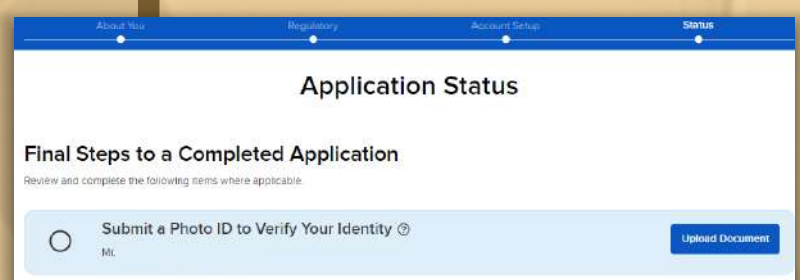
Step 3: Fill in employment details
第三步：填寫職業狀況



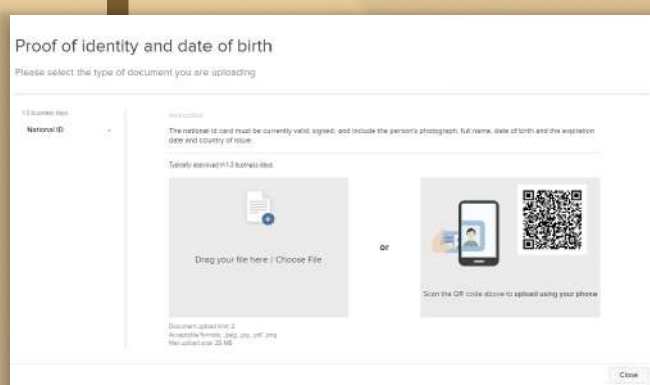
Step 4: Review entity details
第四步：確認個人資料信息



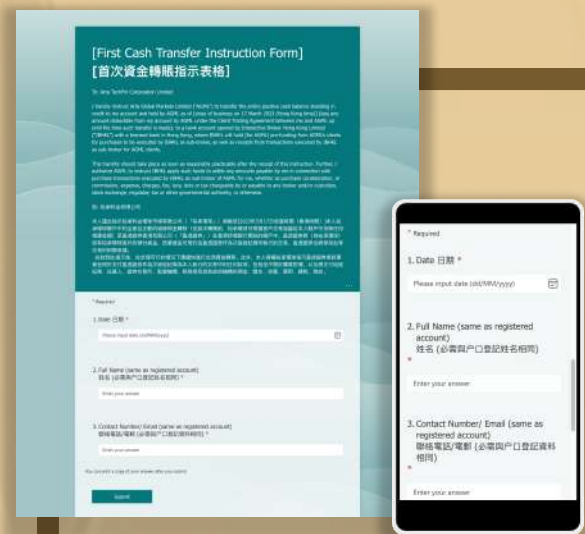
Step 5: Review and sign the tax form
第五步：確認稅務信息並簽名



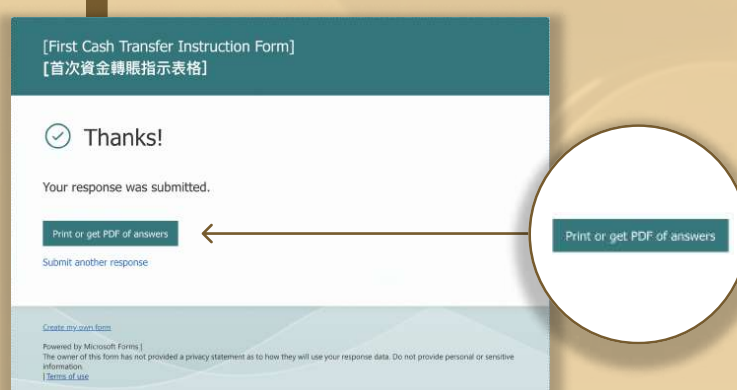
Step 6: Submit photo ID for identity verification
第六步：提交身份證照片進行身份驗證



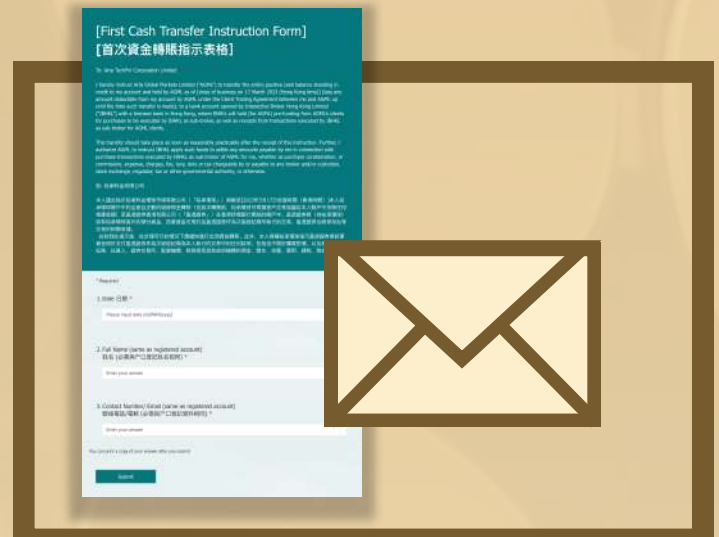
Step 7: Upload photo ID
第七步：上傳身份證照片



Step 8: Complete [Cash Transfer Instruction] through the link in the email
第八步：通過電郵中提供的連結，填寫[首次資金轉賬指示表格]



Step 9: Once submitted, please click Print or get PDF to download a copy of the form
第九步：提交後，請點擊「打印或獲取 PDF 版本」下載已填妥的表格



Step 10: Email the form to cs@artatechfin.com
第十步：電郵已填妥的表格至 cs@artatechfin.com